

Getting To Know People 7



Activity 1

(a) Act Out

A visitor comes to **Mangala Viharaya**.

- Venerable Rahula : Hello, good morning! Where are you from?
David : Hello, good morning! I'm **David** from **Canada**.
Venerable Rahula : Nice to meet you, Mr.David. I am Venerable Rahula.
David : This is a lovely *temple*. Can I take some *photographs*?
Venerable Rahula : Yes, of course.
David : That's wonderful!
Venerable Rahula : Come, I'll show you around the temple.
David : Thank you very much. You are very kind.

(b) Mark right (✓) or wrong (X).

01. David is a visitor. ()
02. David is from Japan. ()
03. He wanted to take some photographs. ()
04. Venerable Rahula showed David around the temple. ()

Common Nouns and Proper Nouns

Read these words.

Common Nouns (names for people, places, things and animals)	Proper Nouns (names for people, places, things and animals)
temple	Mangala Viharaya
photograph	Canada
bhikkhu	David
man	Rahula

Activity 2 - Grammar

(a) Read and complete the table.

I am **Venerable Bodhi**. I am a novice **monk** from **Canada**. My **teacher** is **Venerable Vimalo**. He is a German **monk**. My **father** is a **doctor**. My **mother** is a **nurse**. I have a **brother** called **George**. He is an architect. My **sister** is **Anne**. She is a **student**.



Common Nouns	Proper Nouns

(b) Underline the common nouns. Circle the proper nouns.


1. My house is near the Sunday fair.
2. Thamal played with his sister.
3. Sanuga goes to Paramadhamma Pirivena.
4. Please return the books on Friday.
5. My father works at Megha bookshop.
6. Piduruthalagala is the highest mountain in Sri Lanka.
7. Chamath went to India last week.
8. Damhiru and Nethula study in Dharmapala Vidyalaya.
9. My favourite novel is Harry Potter.
10. Malgudi Days is an Indian story.

Activity 3 - Writing


(a) Write the number / numbers in the correct box.

TABLE.	
	Page.
A. JOURNÉE, Lettre de Paris	5
B. JOURNÉE, De la victoire des sautes d'été.	135
C. JOURNÉE, Lettre sur la guerre anglaise.	135
D. JOURNÉE, L'un des plus beaux spectacles de l'été.	135
E. JOURNÉE, La Fête de la Saint-Jean.	135
F. JOURNÉE, Lettre sur l'histoire de la Belgique.	135
G. JOURNÉE, Lettre de l'histoire de la Belgique.	135
H. JOURNÉE, Lettre de l'histoire de la Belgique.	135
I. JOURNÉE, Lettre de l'histoire de la Belgique.	135
J. JOURNÉE, Lettre de l'histoire de la Belgique.	135
K. JOURNÉE, Lettre de l'histoire de la Belgique.	135
L. JOURNÉE, Lettre de l'histoire de la Belgique.	135
M. JOURNÉE, Lettre de l'histoire de la Belgique.	135
N. JOURNÉE, Lettre de l'histoire de la Belgique.	135
O. JOURNÉE, Lettre de l'histoire de la Belgique.	135
P. JOURNÉE, Lettre de l'histoire de la Belgique.	135
Q. JOURNÉE, Lettre de l'histoire de la Belgique.	135
R. JOURNÉE, Lettre de l'histoire de la Belgique.	135
S. JOURNÉE, Lettre de l'histoire de la Belgique.	135
T. JOURNÉE, Lettre de l'histoire de la Belgique.	135
U. JOURNÉE, Lettre de l'histoire de la Belgique.	135
V. JOURNÉE, Lettre de l'histoire de la Belgique.	135
W. JOURNÉE, Lettre de l'histoire de la Belgique.	135
X. JOURNÉE, Lettre de l'histoire de la Belgique.	135
Y. JOURNÉE, Lettre de l'histoire de la Belgique.	135
Z. JOURNÉE, Lettre de l'histoire de la Belgique.	135

(1)




(2)




(3)

Contents	
	Page
1. Preface	1
2. Chapter 1	2
3. Chapter 2	3
4. Chapter 3	4
5. Chapter 4	5
6. Chapter 5	6
7. Chapter 6	7
8. Chapter 7	8
9. Chapter 8	9
10. Chapter 9	10
11. Chapter 10	11
12. Chapter 11	12
13. Chapter 12	13
14. Chapter 13	14
15. Chapter 14	15
16. Chapter 15	16
17. Chapter 16	17
18. Chapter 17	18
19. Chapter 18	19
20. Chapter 19	20
21. Chapter 20	21
22. Chapter 21	22
23. Chapter 22	23
24. Chapter 23	24
25. Chapter 24	25
26. Chapter 25	26
27. Chapter 26	27
28. Chapter 27	28
29. Chapter 28	29
30. Chapter 29	30
31. Chapter 30	31
32. Chapter 31	32
33. Chapter 32	33
34. Chapter 33	34
35. Chapter 34	35
36. Chapter 35	36
37. Chapter 36	37
38. Chapter 37	38
39. Chapter 38	39
40. Chapter 39	40
41. Chapter 40	41
42. Chapter 41	42
43. Chapter 42	43
44. Chapter 43	44
45. Chapter 44	45
46. Chapter 45	46
47. Chapter 46	47
48. Chapter 47	48
49. Chapter 48	49
50. Chapter 49	50
51. Chapter 50	51
52. Chapter 51	52
53. Chapter 52	53
54. Chapter 53	54
55. Chapter 54	55
56. Chapter 55	56
57. Chapter 56	57
58. Chapter 57	58
59. Chapter 58	59
60. Chapter 59	60
61. Chapter 60	61
62. Chapter 61	62
63. Chapter 62	63
64. Chapter 63	64
65. Chapter 64	65
66. Chapter 65	66
67. Chapter 66	67
68. Chapter 67	68
69. Chapter 68	69
70. Chapter 69	70
71. Chapter 70	71
72. Chapter 71	72
73. Chapter 72	73
74. Chapter 73	74
75. Chapter 74	75
76. Chapter 75	76
77. Chapter 76	77
78. Chapter 77	78
79. Chapter 78	79
80. Chapter 79	80
81. Chapter 80	81
82. Chapter 81	82
83. Chapter 82	83
84. Chapter 83	84
85. Chapter 84	85
86. Chapter 85	86
87. Chapter 86	87
88. Chapter 87	88
89. Chapter 88	89
90. Chapter 89	90
91. Chapter 90	91
92. Chapter 91	92
93. Chapter 92	93
94. Chapter 93	94
95. Chapter 94	95
96. Chapter 95	96
97. Chapter 96	97
98. Chapter 97	98
99. Chapter 98	99
100. Chapter 99	100
101. Chapter 100	101

(4)



(5)




(6)



Cover page



Content page




Back page

(b) Read and match.

Title	Rs. 100.00
Author	50
Publisher	Rossa Stevens
Pages	Double Publisher
Price	The Great King

(c) Draw the front cover of a story book that you like.



Activity 4 - Reading

Read this speech.


My dear teachers and friends,

My Name is Sanuga. Today, I am going to talk to you about my family.

I have five members in my family. My **father** is Prasad Fernando. **He** is an engineer and my **mother** is Nisha Fernando. **She** is a housewife. I have a little **brother**. He is just one year old. His name is Keshan and I call him Keshu. My **sister** is Damithi. My **grandmother** and **grandfather** too live with us. Every evening, my **uncle** and **aunt** visit us to see our grandparents. We all sit together and enjoy dinner. I love my family.

Thank you.

This is Sanuga's family photo.



Words for males

father
uncle
brother
grandfather

Words for females

mother
aunt
sister
grandmother

We use masculine nouns for males and feminine nouns for females.

Activity 5 - Grammar

(a) Read these nouns and fill in the chart.

cow / son / king / boy / daughter / queen / Bhikkhu / rooster /
steward / nun / girl / fox / hen / Bhikkhuni / stewardess / monk /
bull / vixen

Male/ masculine	Female/ feminine
Bhikkhu	Bhikkhuni

(b) Change the words in bold from feminine to masculine.

1. The **girl** looks very much like **her mother**.
2. The **daughter** gave a present to **her aunt**.
3. The **nun** is talking to my **grandmother**.
4. My **sister** is a **stewardess**.
5. The **cow** chased the **vixen**.
6. The **actress** played the role of a **queen**.

Listen and practise.



I **went** to the animal fair.
All the birds and the beasts **were** there.
The big baboon by the light of the moon
Was combing his auburn hair.
You should have seen the monkey!
He **sat** on the elephant's trunk.
The elephant **sneezed** and **fell** on his knees.
And what **became** of the monkey?
Monkey monkey monkey.

Read these words.

Now	Then
go	went
are	were
is	was
sit	sat
sneeze	sneezed
fall	fell
become	became

We use simple past to talk about actions that we have already finished in the past.

For regular verbs, add **-ed** to the verb (or just **-d** if the root form ends with an e):

play	→	played
type	→	typed
listen	→	listened
push	→	pushed

Some don't change:

put → put

cut	→	cut
set	→	set
cost	→	cost
hit	→	hit

For other irregular verbs, the words change :

see	→	saw
build	→	built
go	→	went
write	→	wrote

Activity 6 - Grammar

(a) Read and underline the past tense verb.

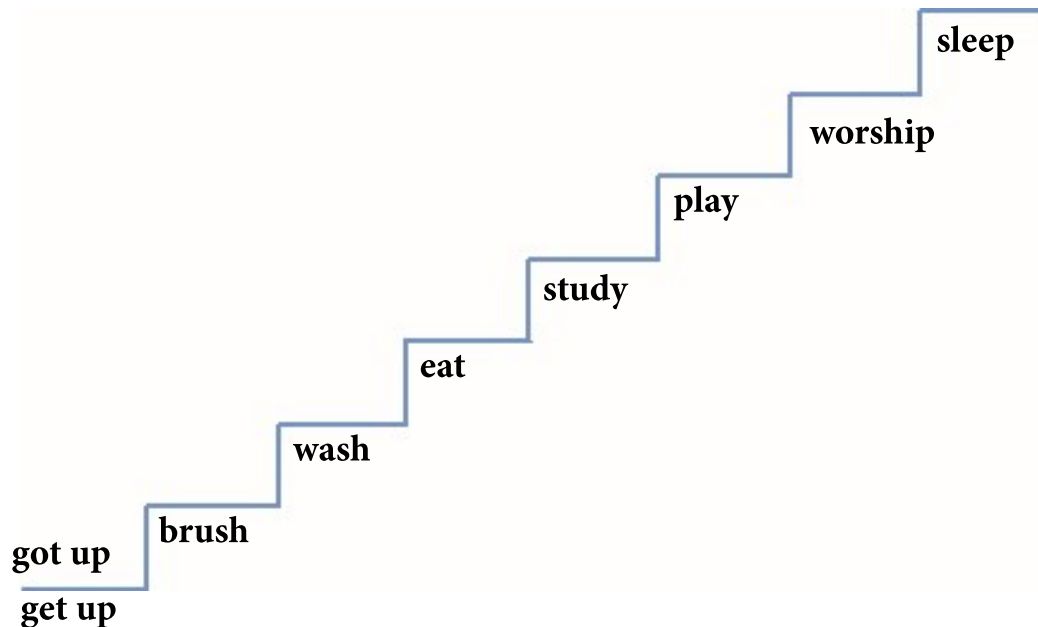
- i. I went to the temple.
- ii. My brother wrote a poem.
- iii. The teacher marked my book.
- iv. My pet cat drank milk.
- v. Venerable Nanda cleaned his room.
- vi. Mevan saw a rabbit.
- vii. Appu Seeya cut the fruit.
- viii. The cat caught a rat.
- ix. Mother washed the pots.
- x. Jaliya gave me a pen.

(b) Fill in the blanks with the correct past tense form of the verb given in the brackets.

1. I a strange dream last night. (have / had / has)
2. The students the main hall. (painted / paint/ painting)
3. The young man his friend. (help/ helped/ helping)
4. I a poem. (written/ write/ wrote)
5. The monk gently to the child. (spoke / speak / speaking)
6. Bhathiyaa speech. (make / making / made)
7. The birds a nest in a tree. (build / built / building)
8. The boat on the sea. (sail / sailing / sailed)
9. Farmers the paddy. (cutting / cut / cutted)
10. The boy to the office. (go / went / going)

Activity 7

Write the verbs in the past tense.



Activity 8

Complete the table using the given words.

India	Kandy	Dutugemunu	Abayagiriya	Lankatilaka	Colombo
Kosgama	Kelani	Ruwanweliseya	Kawantissa	Sanuga	Canada
Suneth	Japan	Panduwasudewa	Somawathiya	Kalu	Ragama
Fazal	Walawe	Mahaweli	Valagamba	Nimal	China
France	Kapila	Situlpawwa	Nile	Vijayabahu	New York

Countries	Boys	Kings	Temples	Rivers	Cities /Villages
India	Fazal	Valagamba	Abayagiriya	Mahaweli	Colombo

Read aloud.

Similar Words

sad

sorrowful



large

big



cold

chilly



old

ancient



beautiful

nice



glad

happy



small

little



warm

hot



new

modern



stupa

pagoda




Activity 9

Rewrite these with similar words.

1. The weather is cold in Nuwara Eliya.
2. It is an old temple .
3. we must use new technology.
4. The elephant is a large animal.
5. It's very warm. Please, switch on the fan.

Activity 10 - Pronunciation

Read and practise.



dog




md




kid



yak




zip



wiz



gas




pig



lip



owl



net




tin



cot



magic




yam





wig



top



pot

Activity 11

Fill and read aloud.

d	__en	be__
k	__id	as__
z	__oo	fe__
g	__ap	lo__
l	__ad	pa__
n	__ap	pa__
c	__at	ar__
y	__es	
w	__ay	

May and Must

Study these



The rose bud **may** bloom today.



Sahan **may** get late today.

- (1) May I come in?
- (2) May I say something now?
- (3) May I ask one question?

**We use 'may' to talk about possibly
and to get permission.**

Activity 12 - Grammar

Match the pictures with sentences.

1. The tortoise may win the race.
2. It may rain.
3. The boy may hurt himself.
4. The little boy may wake up.



1



2



3.....



4.....

Read these sentences.

We must save water.



We must not talk inside the library.



You must go to school on time.



Passengers must wear seat belts.



We can use 'must' to talk about rules.

Activity 13

What are the rules in your pirivena? Mark "√" or "X".

1. We must not be late to pirivena. ()
2. We must wear our uniforms to pirivena. ()
3. We must not shout in the library. ()
4. Everyone must wash hands before meals. ()
5. We must listen to our teachers. ()
6. We mustn't use our mobile phones inside the class. ()
7. We must run in the corridors. ()
8. We must not forget their books. ()
9. We must do our homework. ()
10. We must obey our teachers. ()