

# English











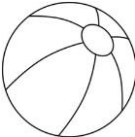


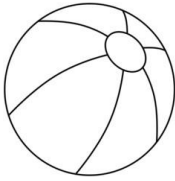

## Grade 7



### Compound Nouns

#### Activity 01

Join the words in the first two columns of the table and make a new word.

		
Cup	Cake	Cupcake
		
wheel	chair	-----
		
arm	-----	-----
		
foot	ball	-----
		
basket	-----	-----



\*We can make new English nouns by adding two or more nouns. These new words are called **compound nouns**. You have already made some compound nouns in the above table. Here are some more examples.

ice + cream = ice-cream

cup + board = cupboard

time + table = timetable

butter + fly =

butterfly black + board = blackboard

First part: type or purpose	Second part: what or who	Compound noun
police	man	policeman
time	table	time table
water	tank	water tank
dining	table	dining-table



Compound elements	Examples
noun + noun	bedroom water tank motorcycle printer cartridge
noun + verb	rainfall haircut train-spotting
noun + adverb	hanger-on passer-by
verb + noun	washing machine driving licence swimming pool
verb + adverb	lookout take-off drawback
adverb + noun	onlooker bystander

Compound elements	Examples
adjective + verb	dry-cleaning public speaking
adjective + noun	greenhouse software redhead
adverb + verb	output overthrow upturn input

### Activity 02

Match A with B to make a compound word. Name the pictures given using them. One is done for you.

A	B
news	board
butter	bow
sea	paper
key	spoon
table	fly
rain	shell

A	B
lips	print
foot	flower
sun	lights
water	stick
traffic	melon



seashell



Good Job! Now you know what compound nouns are.





### Activity 03

Use the words you made in Activity 2 and fill in the blanks of the given sentences. The first one is done for you.

Imashi's hobby is collecting seashells.

1. Vehicles slow at the .....
2. My grandfather reads the .....everyday.
3. Look! There is a beautiful..... on the flower.
4. My brother's favorite fruit is .....
5. You can't type anything. The ..... is not working.
6. A ..... has seven colours.
7. I don't like too much sugar. One.....is enough for my tea.
8. The .....is a big, yellow flower.
9. My mother applied red ..... to match her dress.
10. The hikers saw a..... of an elephant on the sand and changed the route.



Well done!

Now you can make compound nouns. You can use them in sentences too.

Try to complete Activity 8 and 9 in page 94 and 95 in your Pupil's book.