











The lucky seed – ANSWERS

1. What's the word?

Write the word under the pictures.



seed	shoot	leaf	roots
plant	tree	rain	sunlight
			
sunlight	seed	shoot	rain
			
tree	leaf	roots	plant

2. What's the order?

Listen to the story and put the sentences in order.



3	It started to rain, and the next morning the seed had a little green shoot.
4	The next day it had its first leaf. This helped it to catch sunlight and grow.
1	One day, a seed fell out of a bag and onto the hot, dry ground.
6	Many years of sunshine and rain passed.
8	Now it is big and strong and makes seeds of its own.
2	A buffalo walked on the seed and pushed it into the ground.
5	One day, a bird tried to eat it. But the seed had roots to help it stay in the ground.
7	The seed became a plant and then the plant became a tree.



3. Read and tick!

Tick the things plants need to grow.



water	juice	air	heat
<input checked="" type="checkbox"/>	<input type="checkbox"/>	<input checked="" type="checkbox"/>	<input type="checkbox"/>
birds	light	a farmer	soil
<input type="checkbox"/>	<input checked="" type="checkbox"/>	<input type="checkbox"/>	<input checked="" type="checkbox"/>

4. Write and draw!

Children draw and write about plants in their home country and in their house.

